

## CREMONE BOLTS

### BALDWIN CREMONE BOLTS

Solid Brass

ALL SPECIAL ORDER

Choose Knob or Lever Style  
 to Match Entire House!



Universal  
Strike

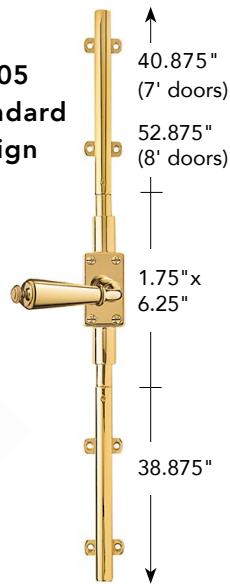


Angle  
Strike



Mortise  
Strike

**#8105**  
**Standard**  
**Design**



#### Bolt Dimensions:

Standard 7' length: Top Rod: 625" x 40.875".

Standard 8' length: Top Rod: 625" x 52.875".

Bottom Rod: .625" x 38.875" (both lengths).

**Throw:** When engaged, both bolts extend .75" into jamb and sill. All 7' Cremone Bolts are supplied with 4 guides and 8' Cremone Bolts are supplied with 6 guides. Each guide is 1-1/2" across. Ornamental covers to conceal guides are available at additional cost. Screws included.

**Strikes:** Furnished w/one ea. Universal, Angle, and Mortise strike to meet all door conditions.

**Spindle:** 1.375" (35mm) in length (#8105.004). A straight spindle must be ordered when trim is ordered for the exterior side of the door.

**Features:** Elegant design for use on a pair of French Doors with extremely narrow stile conditions.

**For Ordering:** Always specify hand of door. Always check undercut of door. Always give **EXACT** door height when ordering bolts for specific requirements.

**Knob/Lever not included.** Choose knob or lever style to match entire house. See section 300.

Code	Description	List/ea
8105-XXX R7LK	7' Door, RH, Less Knob/Lever	\$ 851
8105-XXX L7LK	7' Door, LH, Less Knob/Lever	851
8105-XXX R8LK	8' Door, RH, Less Knob/Lever	1104
8105-XXX L8LK	8' Door, LH, Less Knob/Lever	1104

### BALDWIN CREMONE BOLTS

Solid Brass



**#8106**  
**Ornamental**  
**Design**



**#8107**  
**Contemporary**  
**Design**

Same as the Baldwin Cremone Bolt 8105 except the guides are concealed with decorative covers. All 7' Cremone Bolts are supplied with 4 guides/covers and 8' Cremone Bolts are supplied with 6 guides/covers.

**Knob/Lever not included.** Choose a knob or lever style to match entire house. See section 300 for knob and lever selection.

Code	Description	List/ea
8106-XXX R7LK	7' Door, RH, Less Knob/Lever	\$ 1020
8106-XXX L7LK	7' Door, LH, Less Knob/Lever	1020
8106-XXX R8LK	8' Door, RH, Less Knob/Lever	1443
8106-XXX L8LK	8' Door, LH, Less Knob/Lever	1443
8107-XXX R7LK	7' Door, RH, Less Knob/Lever	1020
8107-XXX L7LK	7' Door, LH, Less Knob/Lever	1020
8107-XXX R8LK	8' Door, RH, Less Knob/Lever	1443
8107-XXX L8LK	8' Door, LH, Less Knob/Lever	1443

#### Extension Rods

These packets contain all the parts necessary to extend the top rod length of the 7' and 8' Cremone Bolts for special door situations.


8106-XXX-E24	24" Ext. Rod, Ornamental	\$ 221
8106-XXX-E48	48" Ext. Rod, Ornamental	341
8107-XXX-E24	24" Ext. Rod, Contemporary	221
8107-XXX-E48	48" Ext. Rod, Contemporary	341

## SURFACE BOLTS

### BALDWIN GENERAL PURPOSE CONCEALED SURFACE BOLT

Solid Extruded Brass

Fully concealed  
 general purpose  
 surface bolt.




Rod Width: 1/2".  
 Guide Width: 1/2".  
 Throw: .875".

Fasteners are not visible when bolt is installed.  
 With screws, universal and mortise strikes.

Code	Size & Finish	List/ea
0321-102	3", Oil R. Bronze	\$ 36.03
0321-260	3", Polished Chrome	36.03
0321-264*	3", Dull Chrome	36.03
0321-150	3", Satin Nickel	36.03
0322-030	4", Polished Brass	\$ 37.03
0322-102	4", Oil R. Bronze	37.03
0322-260	4", Polished Chrome	37.03
0322-264*	4", Dull Chrome	37.03
0322-150	4", Satin Nickel	37.03

\*disc when out

### TRIMCO SURFACE BOLTS



Concealed screw installation. Tension spring action to hold the throw bolt solidly in position. Interlocking construction which also adds strength and durability.

Made of solid extruded brass. Width: 5/8". Supplied with mortise and rim strike. Packed 10 per box.

Size: 2", Throw: 7/16"		List/ea
4872-C-605	Polished Brass	\$ 15.40
4872-C-613	Oil R. Bronze	18.68
4872-C-625	Polished Chrome	20.48
4872-C-626	Dull Chrome	18.67
4872-C-619	Satin Nickel	26.29

Size: 3", Throw: 5/8"		List/ea
4873-C-605	Polished Brass	\$ 15.54
4873-C-609	Antique Brass	23.51
4873-C-613	Oil R. Bronze	18.45
4873-C-626	Dull Chrome	15.76

Size: 4", Throw: 7/8"		List/ea
4874-C-605	Polished Brass	\$ 18.95
4874-C-613	Oil R. Bronze	20.46
4874-C-625	Polished Chrome	22.74
4874-C-626	Dull Chrome	15.72
4874-C-609	Antique Brass	26.73
4874-C-619	Satin Nickel	28.55

Size: 6", Throw: 1"		List/ea
4876-C-605	Polished Brass	\$ 22.74
4876-C-613	Oil R. Bronze	24.76
4876-C-625	Polished Chrome	26.78
4876-C-626	Dull Chrome	18.76
4876-C-619	Sat. Nickel	34.37
4876-609	Ant. Brass	29.93

Size: 12", Throw: 2-1/4"		List/ea
4882-605	Polished Brass	\$ 25.40
4882-613	Oil R. Bronze	36.79

## SURFACE BOLTS

### E. MORRIS & CO. HEAVY DUTY SURFACE BOLTS

Solid Brass



Solid Brass Bolt with forged brass guides and knob.  
 Size: Width of Bolt: 0.625". Width of Guide: 1.625"  
 Diameter of Knob: 1.250".

One/box with Univ. and Mortise Strikes and Screws.

605E = Lifetime Brass, 613 = Oil R Bronze, 619 = Ant. Nickel

Code	Bolt Length	No. of Guides	605E	613/619
2108	8"	2	\$ 87.75	\$ 78.13
2112	12"	3	100.59	89.57
2118	18"	3	112.01	106.73
2124	24"	3	188.05	131.50

### BALDWIN HEAVY DUTY SURFACE BOLTS

Solid Brass \*All Special Order\*



Rod Width: .625". Guide Width: 1.75". Designed to prevent marring of rods. 1.25" dia. of knob for easier handling. One per box w/ screws and universal strike.

Special Order. Available in a variety of finishes.

Code	Length	No. of covers	List/ea
0379.XXX	6"	2	\$ 106
0380.XXX	8"	2	134
0381.XXX	12"	3	165
0382.XXX	18"	3	192
0383.XXX	24"	4	229

### TRIMCO HEAVY DUTY SURFACE BOLTS

Solid Brass



Solid brass heavy duty surface bolt is packed with screws and universal strike. Bolt Length: 8", Throw 1" - 2".

Code	Size & Finish	List/ea
3920-8-605	8", Pol. Brass	\$ 61.43

## DUTCH DOOR BOLTS

### BALDWIN HEAVY DUTY DUTCH DOOR BOLT

Solid Brass



Solid Brass. Rod Width: .624". Guide Width: 1.5", Length of bolt: 4.25" Bolt Throw: 1.125". Leaves of the doors are tightly joined by chamfered rod end. Strike opening allows for misalignment of the two leaves. 1.25" dia. knob for easier handling. 5 per box with screws & strike.

Code	Finish	List/ea
0345-102	Oil R. Bronze	\$ 110.10
0345-150	Sat. Nickel	110.10

### IDH DUTCH DOOR BOLT

Solid Brass



Chamfered rod end draws the two leaves of door tightly together. Strike opening allows for misalignment of door leaves; prevents binding of bolt. Knob is 1" diameter. With screws. Includes standard strike (1.41" x 1.08"), mortise strike (2.11" x 0.8") and screws. Pack: 5 each.

Overall Width: 1-5/8"  
 Overall Length: 4-3/8"  
 Throw: 5/8"

Rod Length: 4-1/4"  
 Projection: 1-1/8"  
 Half Round Rod: 5/8"

Code	Finish	List/ea
11270-003	Polished Brass	\$ 32.21
11270-10B	Oil Rubbed Bronze	42.91
11270-26D	Dull Chrome	42.30
11270-015	Satin Nickel	29.12

## MORTISE BOLTS

### BALDWIN MORTISE BOLTS

Solid Brass

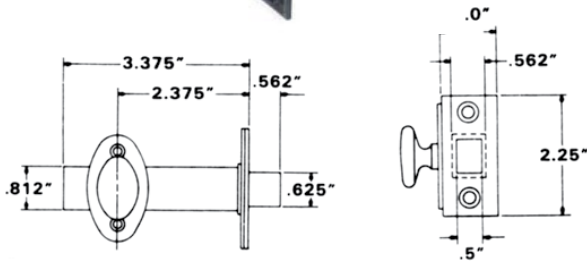
9/16" Throw

Tubular forged brass construction. Heavy duty mortise bolt, 2.375" backset. Stainless steel housing. Smooth, positive action. Polybagged, 1 ea/box with screws.

#### Traditional



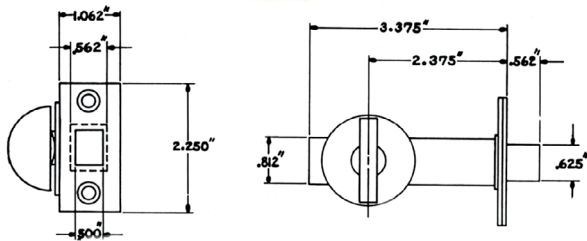
0419



#### Contemporary

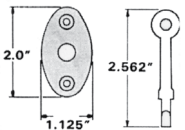


0418

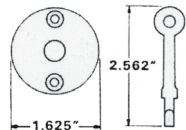


Code	Description	List/ea
0419.XXX	Traditional Mortise Bolt, 2.375" backset	\$ 113.10
0418.XXX	Contemporary Mortise Bolt, 2.375" backset	113.10
0418.XXX.LTP	Mortise Bolt, Less Turn Piece	45.04

### Emergency Release Trim & Key Set



0416




0415

0416.XXX	use with 0419 bolt	\$ 62.06
0415.XXX	use with 0418 bolt	62.06

## SLIDE BOLTS

### SUGATSUNE SLIDE BOLT

KR-50




Supplied with mortise and surface strikes. Satin stainless steel. Light duty.

Code	Description	Ctn	List/ea
KR-50	Slide Bolt	20	\$ 15.06

### SUGATSUNE SPRING LOADED BARREL BOLT

BL-SS & BLS Series



Spring Loaded Barrel Bolt is supplied with mortise and surface strikes. Knob springs back into sleeve to keep bolt in locked or unlocked position. Satin Stainless Steel.

Code	W	L-1	L-2	List/ea
BL-40SS	.94"	1-37/64"	.80"	\$ 18.40
BL-60SS	.94"	2-23/64"	.80"	20.12
BLS-60	1-19/64"	2-23/64"	1"	32.25

### BARREL BOLT

3". Carded.  
 10 cards per box.



Code	Finish	Size	List/ea
06031	Zinc Plated	3"	\$ 4.02



## SASH LIFTS

### **BAR SASH LIFT**

Ives

3-7/16" C/C,  
4" long, Aluminum.



Code	Finish	Ctn	List/ea
SP026A3	Bright Brass	25 ea.	\$ 2.95
SP026A92	Nat. Aluminum	25	1.99
SP026A5	Antique Brass	25	2.63
026AW	White	20	3.37

### **BALDWIN SASH LIFT**

Solid Brass



Solid Forged Brass Sash Lift. Size: 4" x 1.125",  
Projection: 1". With screws.

Code	Finish	List/ea
0470-050	Satin Brass/Blk	\$ 28.02
0470-102	Oil R. Bronze	28.02
0470-150	Satin Nickel	28.02
0470-260	Polished Chrome	28.02

### **IDH BAR SASH LIFT**

Solid Brass



4" overall, 3.5" C/C, Projection" 1".  
Solid Brass. Polybagged 10 per box.

Code	Finish	List/ea
25042-003	Polished Brass	\$ 14.18
25042-10B	Oil R. Bronze	12.68
25042-026	Polished Chrome	10.93
25042-015	Satin Nickel	12.68
25042-005	Antique Brass	12.04

### **IDH HOOK SASH LIFT**

Wrought Solid Brass



Width: 1-5/8",  
Projection: 3/4". Solid Brass.  
10 each/box with screws.

Code	Finish	List/ea
21066-003	Polished Brass	\$ 6.61
21066-015	Satin Nickel	7.35
21066-026	Polished Chrome	8.01
21066-10B	Oil R. Bronze	8.01
21066-005	Antique Brass	7.38

### **IDH HEAVY DUTY HOOK SASH LIFT**

Cast Solid Brass




Premium Quality

Width: 1-3/4", Projection: 1-1/16". Cast Solid Brass.  
20 each/box with screws.

Code	Finish	List/ea
21051-003	Polished Brass	\$ 15.18
21051-005	Antique Brass	12.64
21051-015	Satin Nickel	18.58
21051-026	Polished Chrome	14.42
21051-10B	Oil R. Bronze	13.68

### **STANLEY HOOK SASH LIFT**

Wrought Steel



Width: 1-5/8" x 13/16" plate size, Hook projection:  
3/4". 2 each per card with screws.

Code	Finish	Ctn	List/cd
CD486	Dull Brass	25 cds.	\$ 7.06



## SASH HARDWARE

### BALDWIN SASH LOCK

Solid Brass



Traditional style with heavy duty spring to provide constant tension for a non-rattling fit.

Latch Base: .97" x 2.44". Strike Base: .66" x 2.44",  
 CTC of holes: 2". 10 ea. per box with fasteners.

Code	Finish	List/ea
0452-003	Polished Brass, Lifetime	\$ 25.02
0452-056	Satin Nickel, Lifetime	25.02
0452-050	Sat. Brass/Black	25.02
0452-260	Polished Chrome	25.02
0452-102	Oil R. Bronze	25.02
0452-150*	Satin Nickel	25.02

\*disc when out

### IDH SASH LOCK

Solid Brass



Solid Brass. Crescent type sash lock.

Base: 15/16" x 2-5/8", Strike: 5/8" x 2-5/8"

Code	Finish	Ctn	List/ea
21020-003	Pol. Brass	10 ea.	\$ 25.90
21020-026	Pol. Chrome	10	28.42
21020-10B	Oil R. Bronze	10	28.61
21020-015	Sat. Nickel	10	29.15
21020-005	Ant. Brass	10	28.61

### IVES SASH LOCK

Aluminum



Aluminum crescent type sash fastener.

Base: 15/16" x 2-5/8". Strike: 5/8" x 2-5/8".


("SP" Indicates Slim Pak, an easy-access box.)

Code	Finish	Ctn	List/ea
SP07A3	Pol. Brass	25 ea.	\$ 3.82
SP07A5	Ant. Brass	25	5.32
SP07A92	Aluminum	25	4.05
07AW	White Epoxy	20	6.02

## CASEMENT FASTENERS

### IDH CASEMENT FASTENERS

Solid Brass



Solid Brass casement fasteners. Includes three strikes: surface, rim, and mortise. Polybagged 10 ea/box with screws. Two sizes available.

**Base Size: 1-5/8" x 7/8", Projection: 1-3/8"**

Code	Finish	List/ea
21013-10B	Oil R. Bronze	\$ 30.71
21013-015	Sat. Nickel	30.71
21013-026	Pol. Chrome	29.88
21013-003	Pol. Brass	25.84
21013-005	Antique Brass	31.27

**Base size: 2-1/16" x 1-1/16", Projection: 1-7/8"**

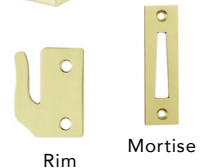
Code	Finish	List/ea
21014-10B	Oil R. Bronze	\$ 50.89
21014-015	Sat. Nickel	50.81
21014-026	Pol. Chrome	50.69
21014-003	Pol. Brass	35.72
21014-005	Antique Brass	50.89

### IVES CASEMENT FASTENERS

Burnished Cast Aluminum



Packed with rim and mortise strike.  
 Base: 1-5/8" x 7/8", Proj: 1-3/8".  
 ("SP" indicates slim-pak, an easy-access box.)



Code	Finish	Ctn	List/ea
SP066A92	Aluminum	15 ea.	\$ 6.93
066A3RS/MS	Polished Brass	10	6.73

Base = 2-1/16" x 1-1/16", Proj. = 1-7/8"

Packed with rim, surface and mortise strike.

Code	Finish	Ctn	List/ea
66A92	Aluminum	10 ea.	\$ 10.56
66A3	Polished Brass	10	16.60

## SASH HARDWARE

### IDH CASEMENT ADJUSTER

Solid Brass




21001

Length: 10", Dia. of Rod: 3/8",  
 Sash Plate: 2-1/4" x 1", Sill Plate: 1-3/4" x 3/4".  
 Solid Brass w/Screws.

Code	Finish	Ctn	List/ea
21001-10B	Oil R. Bronze	10 ea.	\$ 52.39
21001-015	Satin Nickel	10	52.55
21001-026	Polished Chrome	10	46.38
21001-003	Polished Brass	10	49.35
21001-005	Antique Brass	10	42.46

### DUPLEX ADJUSTABLE SASH BALANCE



For light loads. Sash weight 4 to 8 lbs. per balance.  
 30 per carton.

Code	Description	List/ea
1DU	For 4 to 8 lbs.	\$ 69.71
2DU	For 8 to 12 lbs.	79.11
D4	For 12 to 18 lbs.	120.07
5DU	For 18 to 24 lbs.	136.65

## SECURITY HARDWARE

### TRANSOM CHAIN - 12"

Plated Steel,  
 12" Transom Chain.

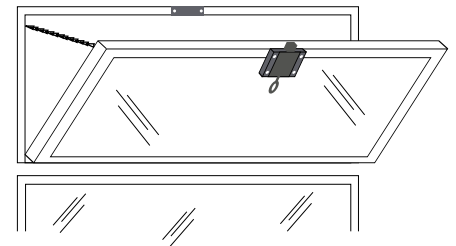


Plate Size: 1-1/2" x 1"  
 Pack: 25 ea.

Code	Finish	List/ea
TC82U3	Polished Brass	\$ 8.93
TC82U15	Satin Nickel	10.18

### IDH TRANSOM CATCH

Solid Brass.  
 2-1/4" x 1-1/4".  
 With Universal,  
 Angle, and  
 Surface strikes.  
 Spring loaded.



Pack: 10 each.


Code	Finish	List/ea
21006-003	Polished Brass	\$ 49.54
21006-015	Satin Nickel	58.64
21006-26D	Dull Chrome	58.64
21006-10B	Oil Rubbed Bronze	58.64



## CASEMENT WINDOW HARDWARE

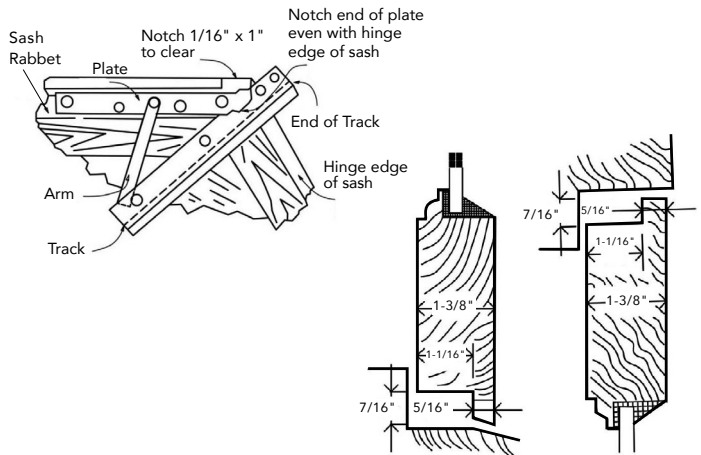
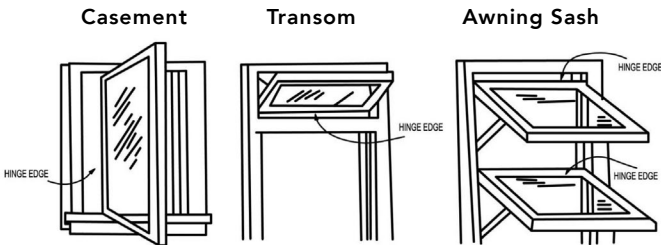
### CASEMENT WINDOW HINGES

Drop in for Whitco Hinges



Solid  
Stainless  
Steel

Casement window sash hardware. Sold in sets (a top and a bottom for one window). Solid Stainless Steel. Drop in for Whitco hinges and hole pattern.



**Casement Sills**      **Casement Heads**  
or Transom and  
Awning Jambes

Code	Description	Old No.	List/st
8SS	8", Stainless Steel	8X	\$ 68.03
10SS	10", Stainless Steel	10X	75.07
12SS	12", Stainless Steel	12X	79.77
14SS	14", Stainless Steel	14X	85.23
16SS	16", Stainless Steel	16X	93.84
18SS	18", Stainless Steel	18X	109.49
16SS-HD	16", Stainless Steel, Heavy Duty	16JS	131.39