


SALICE


Sales Bulletin
March 2016



Salice Shelf Slide

Soft Close, Full Extension

- Dynamic load capacity: 66 lbs.
- Soft Closing
- Safety system that prevents the shelves from turning over
- A710 clip: Shelf height adjustment +2.5 mm
- A750 clip: Shelf height adjustment +2.5 mm, side adjustment ± 1.5 mm, depth adjustment ± 2 mm
- Finish: bright zinc-plated


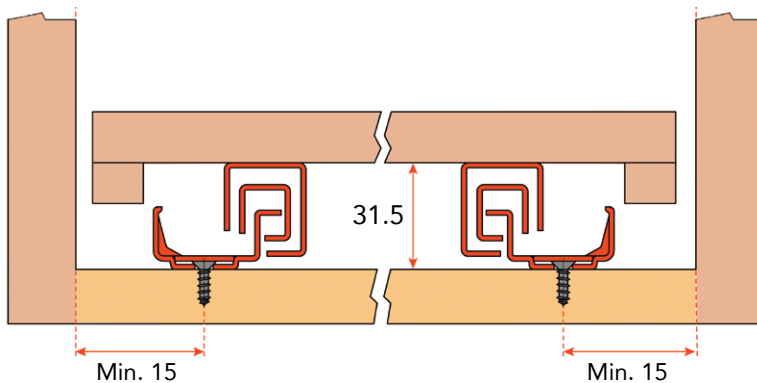


825650000 Support


Support for the rear hook

With shelves of reduced thickness (MDF or particle board), min.12 mm, the runner can be used together with the support for the rear hook, thus eliminating the need for the rear hole in the shelf.

Dimensions



A710.610 Clips
Tool-less height adjustment (Included)



A750.010 Clips
3-way adjustment clip (height, depth and side adjustment).

Code	Description	Ctn	List
A65559-18	18" Shelf Slide w/Soft Close	20	\$ 41.15 /pr
A65559-20	20" Shelf Slide w/Soft Close	20	42.08
A65559-22	22" Shelf Slide w/Soft Close	20	43.00
A710.610	Front Clips	100	2.23
A750.010	Front Clips w/ 6 way adjustment including Inset, Ht, Side adjust.	100	6.64
825650000	Rear Hook Support	200	.33 /ea



*Some Shelf Slide Applications
within Cabinetry*