



Sales Bulletin  
June 2019

**See Next Pages for  
Color Chart and  
Mixing Guide**

## Mohawk Epoxy Sticks Now 12 colors



Restore, rebuild and repair all kinds of wood and hard surfaces. Fills loose knots.

- Easy to use, cut off only amount needed
- 3-5 minute workable time
- Fast curing, hardens in less than 20 minutes
- No shrinkage - molds to any shape
- May be sanded, drilled, stained or painted
- Colors mix easily for best match












Pack: 12 ea. 7" long, 7/8" dia, 2.7 oz. net wt.

<u>Code</u>	<u>Color</u>	<u>List/ea</u>
M743-1500	Beige	\$ 12.75
M743-1510	Pine	12.75
M743-1520	White	15.96
M743-1530	Oak/Light Walnut	15.96
M743-1540	Mahogany	15.96
M743-1550	Cherry	15.96
M743-1560	Walnut	15.96
M743-1570	Black	15.97
<b>M743-1575</b>	<b>Natural Oak</b>	<b>15.96</b>
M743-1580	Natural Maple	15.96
M743-1585	Natural Cherry	15.96
M743-1590	Raw Umber	15.96
M743-1200	Epoxy Stock Asst. Pack	181.53



# Colored Epoxy Sticks



-  A = OAK/LIGHT WALNUT  
M743-1530
-  B = WALNUT  
M743-1560
-  C = CHERRY  
M743-1550
-  D = MAHOGANY  
M743-1540
-  E = PINE  
M743-1510
-  F = WHITE  
M743-1520
-  G = BLACK  
M743-1570
-  H = BEIGE  
M743-1500
-  I = NATURAL OAK  
M743-1575
-  J = NATURAL MAPLE  
M743-1580
-  K = NATURAL CHERRY  
M743-1585
-  L = RAW UMBER  
M743-1590

Color mixing instructions on reverse of this sheet

12 EPOXY STICK ASSORTMENT  
M743-1200

# Epoxy Stick Color Mixing Guide

- Durable, non-shrinking, machinable
- Can be sanded, carved, drilled, routed
- Resistant to solvents and heat
- Great background colors for many common finishes
- Makes color matching to your finish faster and easier
- Easier, faster, cleaner and more consistent than adding color
- Eliminates mess of adding powders or liquid colorants
- Always the right proportion of color to ensure good working properties
- Easy to measure and mix
- Just cut off measured sections of the sticks and knead together
- Fast cure formula: 3-5 minute work life, hardens in 10-20 minutes

The colors shown are actual colors of the epoxy stick, cured, sanded, and topcoated with lacquer.

Those marked with a single letter of the alphabet such as “A” are stock colors, not mixed with any other color. The colors indicated by a number and letter, a hyphen, then another number and letter are combinations of the 8 basic colors, in the proportions given. For example, 1A-3B means one part of color A (Oak/Light Walnut) mixed with 3 parts of color B (Walnut).

The portions were established by linear measurements of the stick itself. Each stick was divided into  $\frac{1}{8}$ <sup>th</sup> inch slices, with each slice representing 1 part. For each combination shown we used 4 parts. For smaller amounts, you can further subdivide the slices into 4 quarters.

Formulas including Black and Beige are not given. Black will dull or mute, as well as darken, any of the other colors. Beige will lighten any of the others without adding too much white.

This method of measuring out the portions is easy, requires no special equipment, and can be done fairly accurately by eye alone, although measuring the stick with a ruler is preferred.

Mixing the colors using this procedure ensures that the correct amount of colorant is present in the mix, and that the properties of the stick are not affected by excess colorant. There is minimal transfer of color to the technician’s hands and no need to add messy colorants.

