

3-WAY ADJUSTABLE CONCEALED HINGES

For Residential, Interior doors



AN-170-3D-AL
Alum. Chrome



AN-170-3D-BLACK
Black



AN-170-3D-SN
Satin Nickel



AN-170-3D-UMBER
Rustic Umber

AN-170-3D
132 lbs/pr.

For 1-3/8 to 1-3/4" Door thicknesses
on **Interior Doors**

- Completely concealed hinge system for wood frames
- For flush, interior residential doors
- Easily 3D adjustable (side, height, compression)
- Load cap: 132 lbs. per pair

Code	Finish	List/ea
AN-170-3D-AL	Alum. Chrome	\$ 55.61
AN-170-3D-BLACK	Black	55.61
AN-170-3D-SN	Satin Nickel	55.61
AN-170-3D-UMBER	Rustic Umber	55.61



FIXING PLATE

AN-140-3D-FZ List \$ 15.17/ea

Fixing Plate for AN-170-3D hinges for residential doors with casing frames. Shims and screws (M5 x 20) are included.



TEMPLATE

AN-170-TP List \$ 94.78/ea

Routing Template for AN-170-3D hinges. Fits Universal Milling Frame.

UNIVERSAL MILLING FRAME

TE-JIG List \$ 590.68/ea

Makes door prep fast and easy. Jig clamps to door or frame to hold templates in perfect alignment.



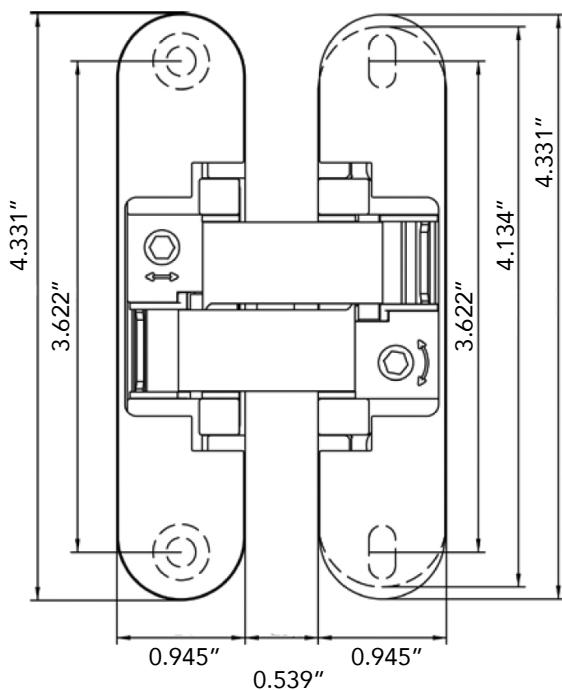
Scan here for Video
Or, go to macpac1.com/videos.html#simonswerk

TECHNICAL DATA

AN-170-3D

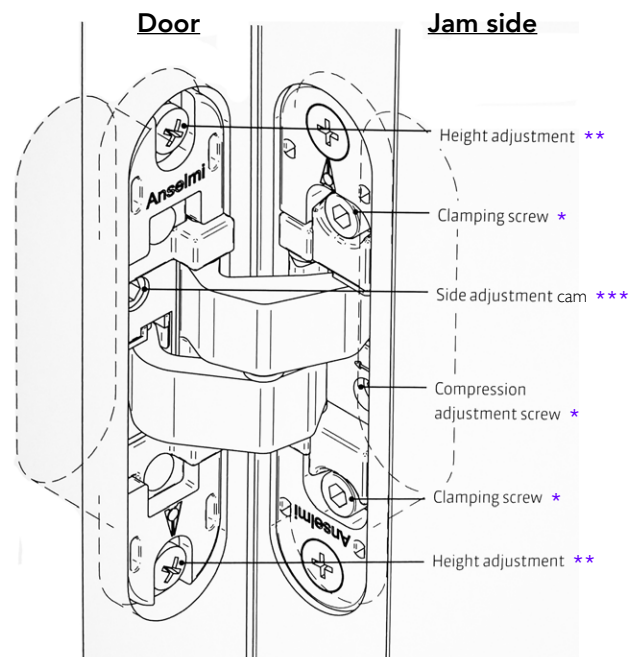
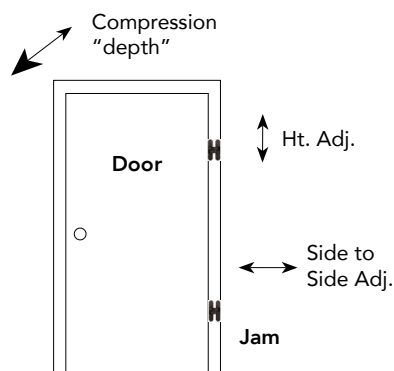
Technical details

load capacity	i 2 hinges per door leaf (900x2100 mm)	60.0 kg (132 lbs.)
overall length		110.0 mm (4.331")
width (frame)		24.0 mm (0.945")
width (door)		24.0 mm (0.945")
cutter diameter		14.0 or 16.0 mm (1/2") use #45426 router bit
collar ring diameter		25.0 or 27.0 mm (1") use #42030 router template guide
opening angle		180°



Three way adjustable

*** Side	+/- 1.5mm (0.059")
** Height	+/- 2.5mm (0.098")
* Compression	+/- 1.0mm (0.039")



All adjustments can be performed with a 4mm (0.157") Allen wrench.