



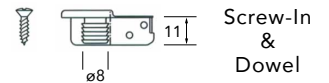
**Salice Face Frame Hinges**  
New 1-3/8" Overlay for 3-Way adjustment

Update: New Size

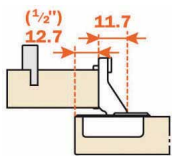
From Pg 771 MP Catalog



- 2-way adjustability: Depth, Side
- 3-way adjustability: Height, Depth, Side
- One screw height adjustment
- Stamped Steel, 11mm cup depth, 106° opening
- Zero door protrusion
- K fixed at 2.5mm (3/32")

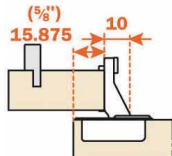


1/2" Overlay



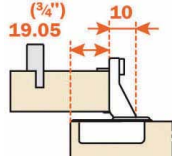
CSR3799  
CSP3799XR  
CSR3799XR

5/8" Overlay



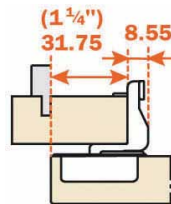
CSR3599  
CSR3599XR

3/4" Overlay



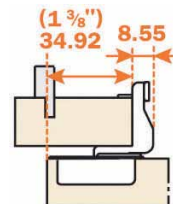
CSR3499XR

1-1/4" Overlay



CSP3A99  
CSR3A99N  
CSR3A99NR

1-3/8" Overlay



CSR3C99N  
CSR3C99NR

**2-way adjustment**

Code	Description	Ctn	List
CSR3799	1/2" Overlay, Dowel	300	\$ 2.26
CSR3599	5/8" Overlay, Dowel	300	2.12
CSP3A99N	1-1/4" Overlay, Screw-in	300	3.00
CSR3A99N	1-1/4" Overlay, Dowel	300	3.04
CSR3C99N	1-3/8" Overlay, Dowel	300	1.98

**3-way adjustment**

Code	Description	Ctn	List
CSP3799XR	1/2" Overlay, Screw-On	300	\$ 2.21
CSR3799XR	1/2" Overlay, Dowel	300	3.15
CSR3599XR	5/8" Overlay, Dowel	300	2.93
CSR3499XR	3/4" Overlay, Dowel	300	2.94
CSR3A99NR	1-1/4" Overlay, Dowel	300	2.89



**CSR3C99NR 1-3/8" Overlay, Dowel 300 2.26**