



## 3-WAY ADJUSTABLE CONCEALED HINGES

For Residential, Interior doors

**Update  
April 2022**



AN-170-3D-AL  
Alum. Chrome



AN-170-3D-BLACK  
Black



AN-170-3D-SN  
Satin Nickel



AN-170-3D-UMBER  
Rustic Umber



AN-170-3D-WHITE  
Traffic White

**AN-170-3D**  
132 lbs/pr.

For 1-3/8 to 1-3/4" Door thicknesses  
on **Interior Doors**

- Completely concealed hinge system for wood frames
- For flush, interior residential doors
- Easily 3D adjustable (side, height, compression)
- Load cap: 132 lbs. per pair



**FIXING PLATE**

AN-140-3D-FZ List \$ 15.17/ea

**Fixing Plate** for AN-170-3D hinges for residential doors with casing frames. Shims and screws (M5 x 20) are included.

Code	Finish	List/ea
AN-170-3D-AL	Alum. Chrome	\$ 55.61
AN-170-3D-BLACK	Black	55.61
AN-170-3D-SN	Satin Nickel	55.61
AN-170-3D-UMBER	Rustic Umber	55.61
<b>AN-170-3D-WHITE</b>	<b>Traffic White</b>	<b>55.66</b>



### TEMPLATE

AN-170-TP List \$ 94.78/ea

**Routing Template** for AN-170-3D hinges. Fits Universal Milling Frame.

### UNIVERSAL MILLING FRAME

TE-JIG List \$ 590.68/ea

Makes door prep fast and easy. Jig clamps to door or frame to hold templates in perfect alignment.



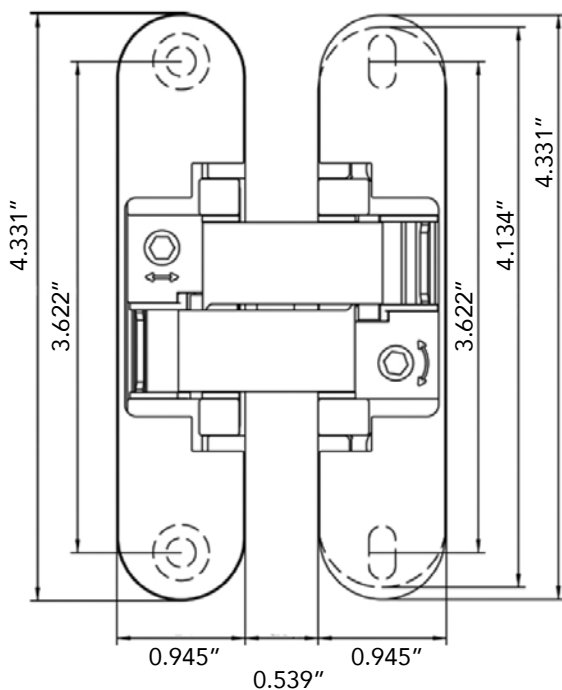
Scan here for Video  
Or, go to [macpac1.com/videos.html#simonswerk](http://macpac1.com/videos.html#simonswerk)

## TECHNICAL DATA

### AN-170-3D

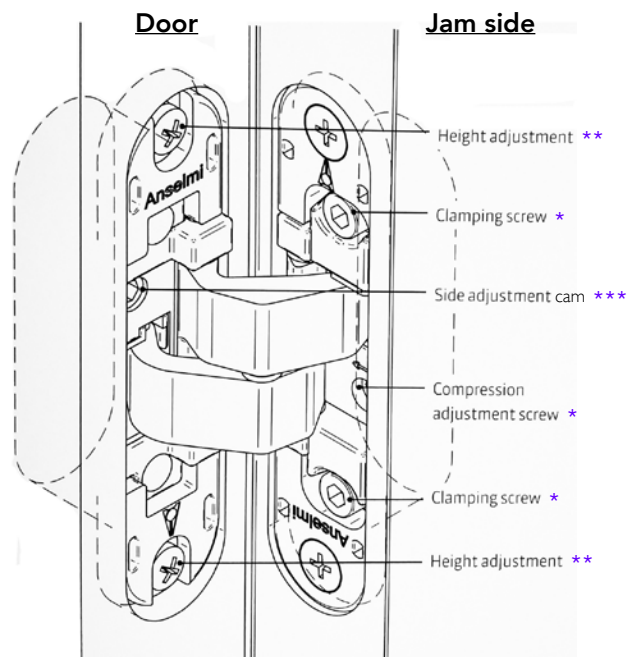
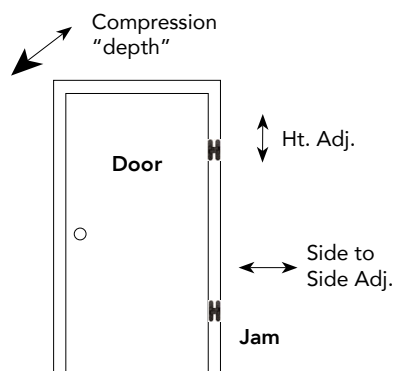
#### Technical details

load capacity	<b>i</b> 2 hinges per door leaf (900x2100 mm)	60.0 kg (132 lbs.)
overall length		110.0 mm (4.331")
width (frame)		24.0 mm (0.945")
width (door)		24.0 mm (0.945")
cutter diameter		14.0 or 16.0 mm (1/2") use #45426 router bit
collar ring diameter		25.0 or 27.0 mm (1") use #42030 router template guide
opening angle		180°



#### Three way adjustable

*** Side	+/- 1.5mm (0.059")
** Height	+/- 2.5mm (0.098")
* Compression	+/- 1.0mm (0.039")



All adjustments can be performed with a 4mm (0.157") Allen wrench.